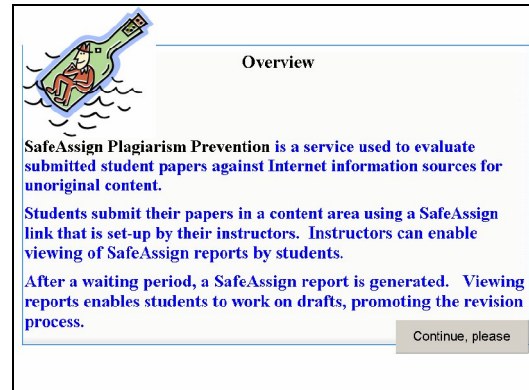


Slide 1  
 Slide notes:  
 Text Captions: Student View: SafeAssign Report

View It!

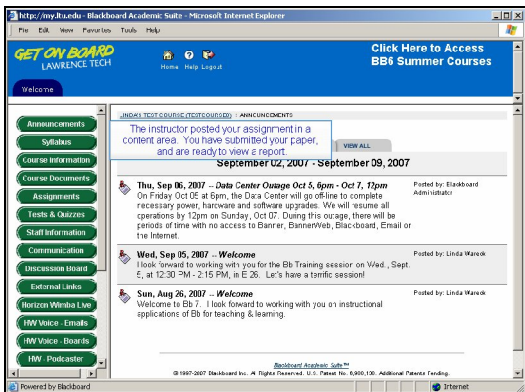


Slide 2  
 Slide notes:  
 Text Captions: Overview

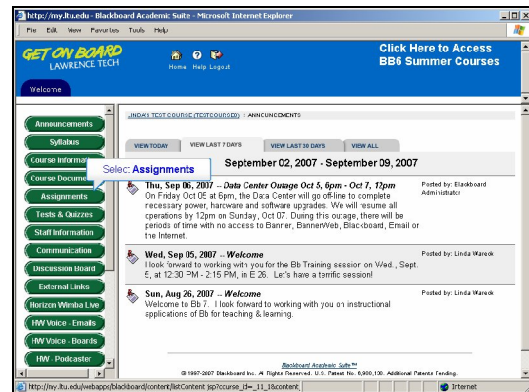
SafeAssign Plagiarism Prevention is a service used to evaluate submitted student papers against Internet information sources for unoriginal content.

Students submit their papers in a content area using a SafeAssign link that is set-up by their instructors. Instructors can enable viewing of SafeAssign reports by students.

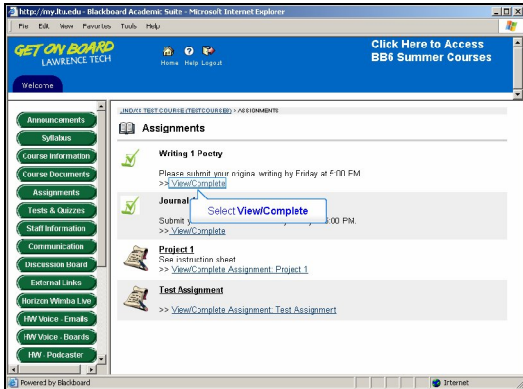
After a waiting period, a SafeAssign report is generated. Viewing reports enables students to work on drafts, promoting the revision process.



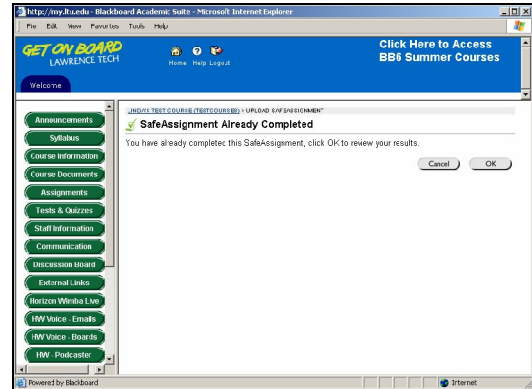
Slide 3  
 Slide notes:  
 Text Captions: The instructor posted your assignment in a content area. You have submitted your paper, and are ready to view a report.



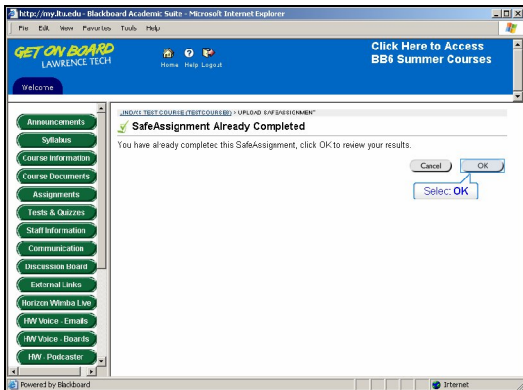
Slide 4  
 Slide notes:  
 Text Captions: Select Assignments



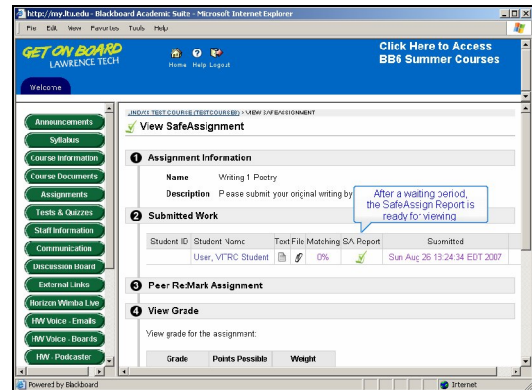
Slide 5  
 Slide notes:  
 Text Captions: Select View/Complete



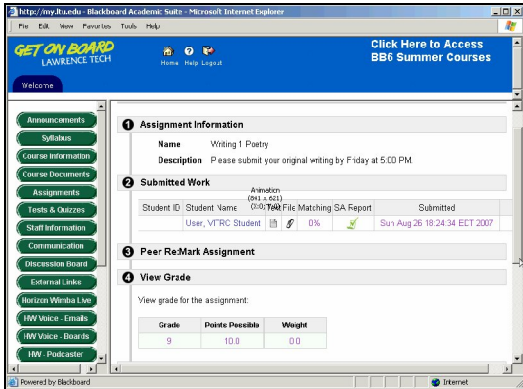
Slide 6  
 Slide notes:



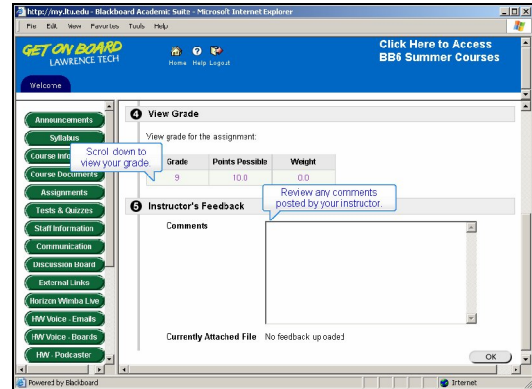
Slide 7  
 Slide notes:  
 Text Captions: Select OK



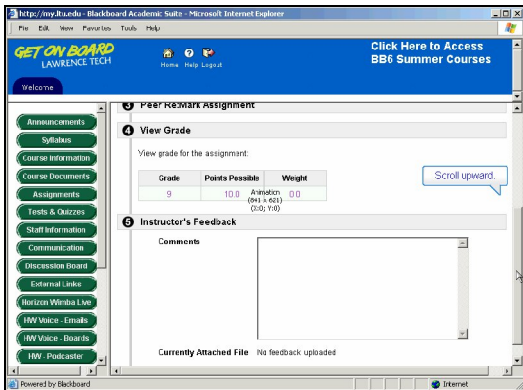
Slide 8  
 Slide notes:  
 Text Captions: After a waiting period,  
 the SafeAssign Report is  
 ready for viewing.



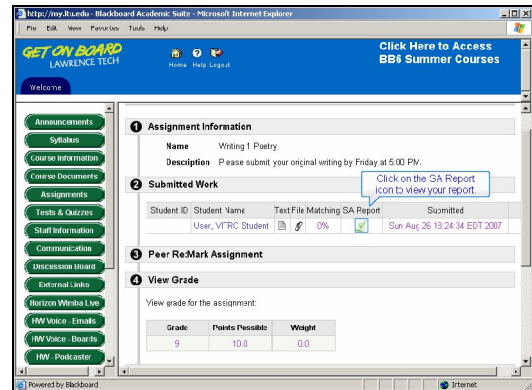
Slide 9  
Slide notes:



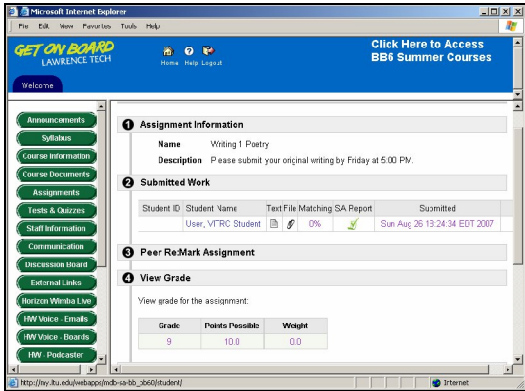
Slide 10  
Slide notes:  
Text Captions: Scroll down to view your grade.  
Review any comments posted by your instructor.



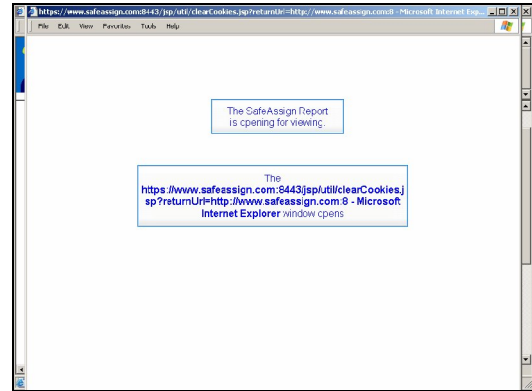
Slide 11  
Slide notes:  
Text Captions: Scroll upward.



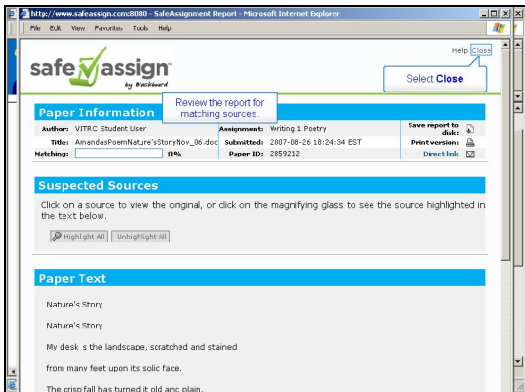
Slide 12  
Slide notes:  
Text Captions: Click on the SA Report icon to view your report.



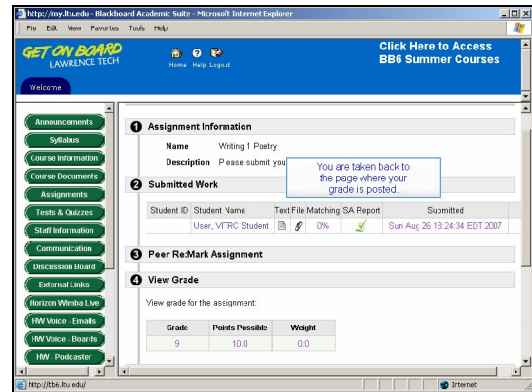
Slide 13  
Slide notes:



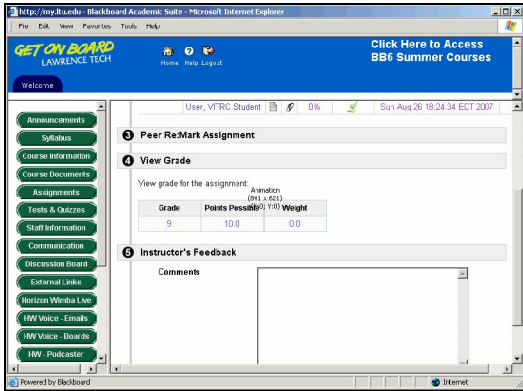
Slide 14  
Slide notes:  
Text Captions: The  
https://www.safeassign.com:8443/jsp/util/clearCookies.jsp?returnUrl=http://www.safeassign.com:8 - Microsoft Internet Explorer window opens  
The SafeAssign Report  
is opening for viewing.



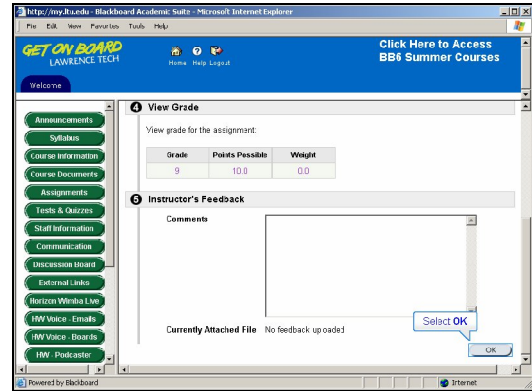
Slide 15  
Slide notes:  
Text Captions: Select Close  
Review the report for  
matching sources.



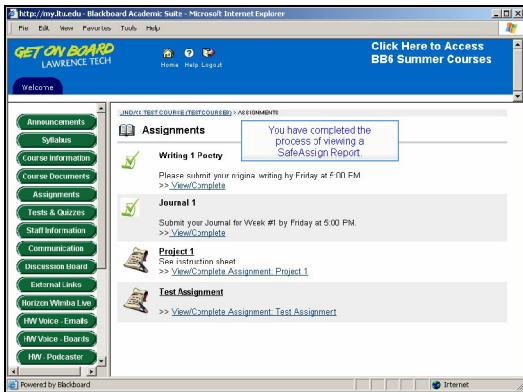
Slide 16  
Slide notes:  
Text Captions: You are taken back to  
the page where your  
grade is posted.



Slide 17  
Slide notes:



Slide 18  
Slide notes:  
Text Captions: Select OK



Slide 19  
Slide notes:  
Text Captions: You have completed the process of viewing a SafeAssign Report.